

FRAMEWORK FOR COMMUNITY CHANGE

2016 THE ANNUAL SURVEY OF COALITIONS FACT SHEET

CADCA TRAINING AND TECHNICAL ASSISTANCE



Degree to which information received from training, technical assistance or CADCA/Institute publications informed decisions



Satisfaction with services and supports

ENHANCED COALITION CAPACITY

Coalitions brought about a new or modified policy or practice change



Utilized training, technical assistance or CADCA/Institute publications to inform decisions



Coalitions brought about a new or modified program



COALITIONS PURSUING COMPREHENSIVE STRATEGIES

Number of new or modified policy or practice changes

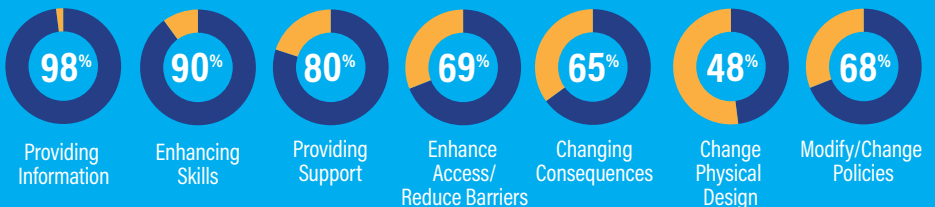


COMBINED NEW POLICIES IN LAST 12 MONTHS



NEEDED COMMUNITY CHANGES

Extent to which coalition engaged in the following strategies:



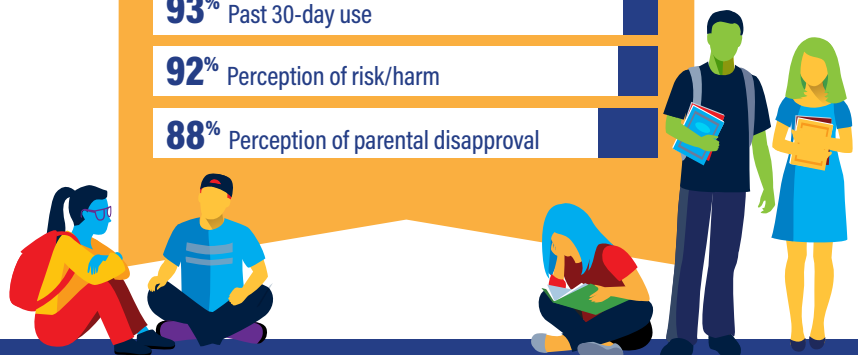
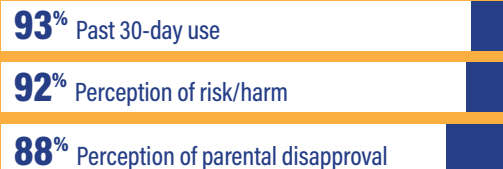
IMPROVED POPULATION LEVEL OUTCOMES

Coalitions effective at reducing population-level substance abuse problems



YOUTH FOCUS

Work on the following youth substance abuse areas



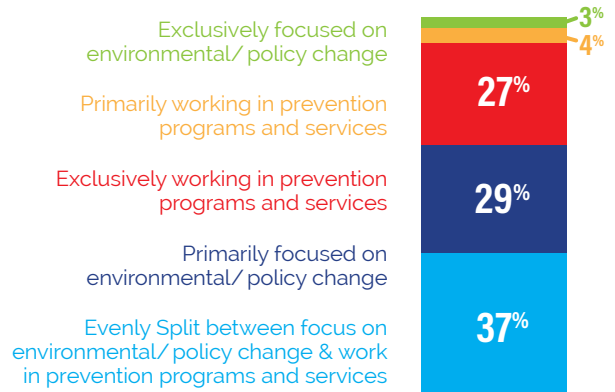
CADCA's Annual Survey of Coalitions highlights the work of coalitions nationwide to help make community primary prevention work a priority. Coalitions participating in the annual survey provide critically needed information to inform CADCA training and technical assistance, CADCA advocacy, and evaluation and research efforts.

ABOUT CADCA COALITIONS

COALITIONS FOCUS



COALITIONS FOCUS EFFORTS ON




TOPIC AREAS COALITIONS FOCUS ON

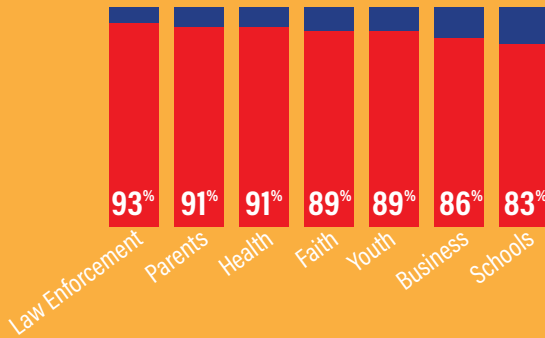


PEOPLE

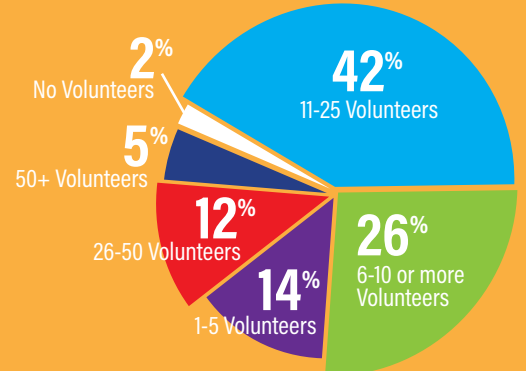
FULL-TIME PAID STAFF ON A COALITION



ORGANIZATIONS/GROUPS THAT REPRESENT ON A COALITION




NUMBER OF ACTIVELY ENGAGED VOLUNTEERS PER MONTH



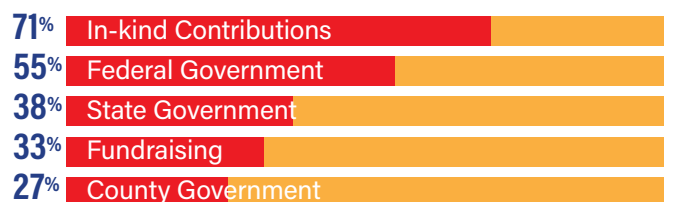
LOCATIONS

GEOGRAPHIC AREAS WHERE COALITIONS WORK



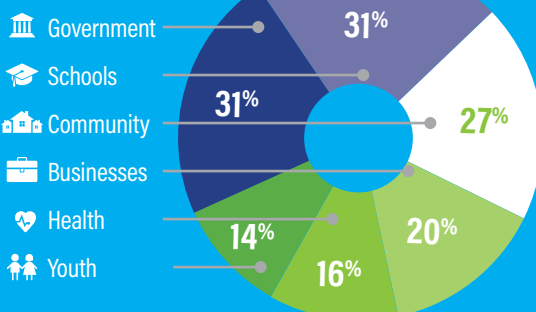
FUNDING

COALITIONS RECEIVE FUNDING FROM VARIOUS SOURCES



POPULATION FOCUS

COALITIONS WERE ABLE TO BRING POLICY/PRACTICE CHANGE IN THESE SECTORS



CHANGES WERE DIRECTED TOWARD

