

**FY 2010 Senate Drug Free Communities Sign on Letter:  
Signed by 36 Senators (30 Democrats, 4 Republicans,  
2 Independents)**

1. Akaka, Daniel K.
2. Baucus, Max
3. Begich, Mark
4. Bingaman, Jeff
5. Boxer, Barbara
6. Brown, Sherrod
7. Burriss, Roland
8. Cantwell, Maria
9. Cardin, Benjamin
10. Casey, Robert
11. Dodd, Christopher
12. Feingold, Russ
13. Feinstein, Dianne
14. Gillibrand, Kirsten
15. Grassley, Charles
16. Harkin, Tom
17. Hatch, Orrin
18. Johnson, Tim
19. Kaufman, Ted
20. Kerry, John
21. Klobuchar, Amy
22. Kohl, Herb
23. Lautenberg, Frank
24. Leahy, Patrick
25. Levin, Carl
26. Lieberman, Joseph
27. Lugar, Richard
28. Merkley, Jeff
29. Rockefeller, John
30. Sanders, Bernard
31. Schumer, Charles
32. Snowe, Olympia
33. Specter, Arlen
34. Stabenow, Debbie
35. Warner, Mark
36. Wyden, Ron

# United States Senate

WASHINGTON, DC 20510

May 1, 2009

The Honorable Richard Durbin  
Chairman  
Committee on Appropriations,  
Subcommittee on Financial Services  
132 Dirksen Senate Office Building  
Washington, DC 20510

The Honorable Susan Collins  
Ranking Member  
Committee on Appropriations,  
Subcommittee on Financial Services  
413 Dirksen Senate Office Building  
Washington, DC 20510

Dear Chairman Durbin and Ranking Member Collins:

We write to express our strong support for increased funding for the Drug Free Communities (DFC) grant program for fiscal year 2010 (FY 2010). It is crucial that communities around the country have the leadership and resources needed to respond to local drug problems in a comprehensive and coordinated manner. DFC coalitions have been proven to significantly lower substance abuse rates in our communities nationwide, but the available funding has historically been insufficient to meet the overwhelming demand for the program. We request that the DFC funding be raised above the \$90 million that was appropriated for FY 2009, including \$2 million from within the total amount appropriated for the National Community Anti-Drug Coalition Institute (“the Institute”).

The DFC program encourages local citizens to get directly involved in solving their community’s drug issues through grassroots community organizing and data driven planning and implementation. Research shows that effective prevention hinges on the extent to which the entire community works comprehensively and collaboratively to implement education, prevention, enforcement, treatment and recovery initiatives. The DFC program recognizes that federal anti-drug resources must be invested at the community level with those who have the most power to reduce the demand for drugs, namely parents, teachers, business leaders, the media, religious leaders, law enforcement officials, youth, and others. DFC grantees execute collaborative strategies to address their community’s unique substance use and abuse issues, and this is the optimal way to ensure that the entire community benefits from prevention.

The community coalition model has proven extremely effective, and has achieved impressive outcomes. The national cross-site evaluation of the program revealed that DFC grantee communities have significantly lower substance use rates as compared to those communities without DFC funded coalitions. For example, marijuana use among youth in grades 9-12 in communities where DFC coalitions exist dropped from 16.6% to 9.8% between 2005 and 2007, while marijuana use among youth surveyed in the national Youth Risk and Behavior Survey only dropped from 20.2% to 19.7%. We have attached an information sheet that further demonstrates the effectiveness of these programs throughout the country.

Historically, \$2 million has been allocated from within the total amount appropriated to the DFC program for the National Community Anti-Drug Coalition Institute, as authorized by section 805 of Public Law 109-469.


The Honorable Richard Durbin  
The Honorable Susan Collins  
May 1, 2009  
Page 2 of 4


This \$2 million is critical for FY 2010 because it will enable the Institute to provide the training, technical assistance, and performance evaluations needed to make existing coalitions more effective in reducing drug abuse and increase the number and capacity of community coalitions nationwide.

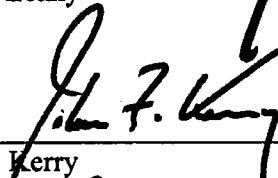
Your Subcommittee has underscored the importance of the DFC program by funding this program at \$90 million in the FY 2009 Omnibus Appropriations Bill. Unfortunately, only approximately one third of the community coalitions that have applied have been able to receive funding. Therefore, we request that the DFC program receive the highest possible funding level in FY 2010, above the \$90 million that was appropriated in FY 2009, with \$2 million included from within the total for the Institute. This will ensure that the maximum number of communities nationwide can build and sustain effective community coalitions to reduce youth drug use. We urge your Subcommittee to provide additional funding above the FY 2009 levels to meet the overwhelming demand for DFC grants.


Thank you for your attention to this matter and consideration of our request.


Sincerely,

  
Patrick Leahy

  
Charles E. Grassley

  
John F. Kerry


  
Carl Levin

  
Frank R. Lautenberg


  
Arlen Specter

  
Tom Harkin

  
Herb Kohl




Dianne Feinstein




Olympia J. Snowe



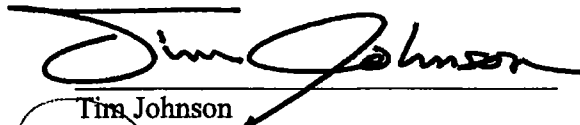
Daniel K. Akaka



Debbie Stabenow




Max Baucus




Tim Johnson



John D. Rockefeller, IV




Orrin G. Hatch




Edward E. Kaufman



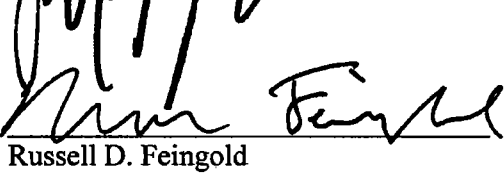
Richard G. Lugar




Jeff Bingaman



Barbara Boxer



Russell D. Feingold



Christopher J. Dodd



Benjamin L. Cardin



Bernard Sanders

The Honorable Richard Durbin  
The Honorable Susan Collins  
May 1, 2009  
Page 4 of 4



Charles E. Schumer



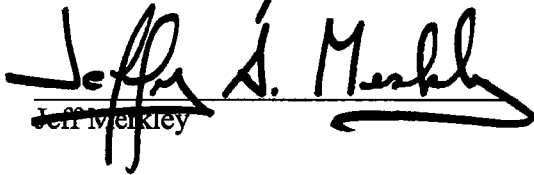
Robert P. Casey, Jr.



Ron Wyden



Maria Cantwell



Jeff Merkley



Mark Begich



Mark R. Warner




Joseph I. Lieberman



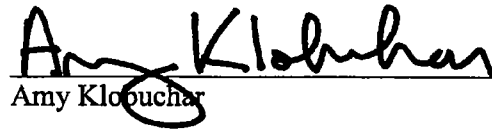
Kirsten E. Gillibrand



Roland W. Burris



Sherrod Brown



Amy Klobuchar

Enclosure

cc: The Honorable Daniel K. Inouye, Chairman  
Senate Committee on Appropriations

The Honorable Thad Cochran, Ranking Member  
Senate Committee on Appropriations

# The Drug-Free Communities program *IS* making a difference in lowering drug use in communities throughout the nation.

## The Drug-Free Communities Program Works

### Successes include:

#### Alabama

*Hoover Coalition for a Safe and Healthy Community, Hoover*

- The number of 9<sup>th</sup> grade students reporting past 30 day use of marijuana decreased at a rate of 33.3%, from 9.3% in 2004 to 6.2% in 2006.
- The number of 10<sup>th</sup> grade students reporting past 30 day use of alcohol decreased at a rate of 27.2%, from 26.8% in 2004 to 19.5% in 2006.

#### Arizona

*TERROS Coalition, Phoenix*

- The number of 8th grade students reporting past 30 day use of alcohol decreased at a rate of 38.1%, from 39.9% in 2002 to 24.7% in 2006.
- The number of 10th grade students reporting past 30 day use of alcohol decreased at a rate of 21.0%, from 48.6% in 2004 to 38.4% in 2006.
- The number of 12th grade students reporting past 30 day use of alcohol decreased at a rate of 21.0%, from 55.2% in 2004 to 43.6% in 2006.

#### Arkansas

*Madison County Community Coalition, Huntsville*

- Past 30 day alcohol use decreased at a rate of 22.4%, from 48.7% in 2002 to 37.8% in 2004.
- Past 30 day alcohol use decreased at a rate of 11.8%, from 51.7% in 2002 to 45.6% in 2004.

#### California

*Irvine Prevention Coalition, Irvine*

- The number of 11<sup>th</sup> grade students reporting past 30 day use of alcohol decreased at a rate of 25.0%, from 29.2% in 2003 to 21.9% in 2005.
- The number of 11<sup>th</sup> grade students reporting past 30 day use of marijuana decreased at a rate of 26.5%, from 11.3% in 2003 to 8.3% in 2005.
- The perception of peer disapproval associated with alcohol use increased at a rate of 17.6% among 11<sup>th</sup> graders, from 50.7% in 2003 to 59.6% in 2005.
- The perception of peer disapproval associated with marijuana use increased at a rate of 6.6% among 11<sup>th</sup> graders, from 73.0% in 2003 to 77.8% in 2005.

*Partnership for a Safe and Healthy Pacifica, Daly City*

- The percentage of freshmen reporting 30 day use of marijuana decreased at a rate of 40.5% from 16.8% in 2001 to 10.0% in 2005.
- The percentage of freshmen reporting perceived harm of frequent use of marijuana increased at a rate of 37.6% from 66.5% in 2001 to 91.5% in 2005.
- The percentage of juniors reporting 30 day use of marijuana decreased at a rate of 9.7% from 28.8% in 2001 to 26% in 2005.
- The percentage of juniors reporting perceived harm of frequent use of marijuana increased at a rate of 48.1% from 59.3% in 2001 to 87.8% in 2005.

*Regional Alliance for Community Empowerment, Oakland*

- The number of 11<sup>th</sup> graders reporting past 30 day use of tobacco decreased at a rate of 18.3%, from 18.6% in 2006 to 15.2% in 2007.
- The number of 10<sup>th</sup> graders reporting past 30 day use of alcohol decreased at a rate of 10.7%, from 14.0% in 2006 to 12.5% in 2007.

*South Bay Coalition, Redondo Beach*

- The number of 11<sup>th</sup> grade students reporting past 30 day use of alcohol decreased at a rate of 4.5%, from 44.0% in 2001 to 42.0% in 2005.
- The number of 11<sup>th</sup> grade students reporting lifetime use of alcohol decreased at a rate of 36.6%, from 73.0% in 2001 to 64.0% in 2005.

**Colorado**

*Drug Free Community of Chafee County, Salida*

- Lifetime use of marijuana among 10<sup>th</sup> graders decreased at a rate of 62.0%, from 57.6% in 2004 to 21.9% in 2006.
- Past 30 day use of marijuana among 12<sup>th</sup> graders decreased at a rate of 49.9%, from 45.5% in 2002 to 22.8% in 2006.

*Drug Free Community of Chafee County, Buena Vista*

- Past 30 day use of marijuana among 10<sup>th</sup> graders decreased at a rate of 66.8%, from 28.3% in 2002 to 9.4% in 2006.
- Lifetime use of marijuana among 10<sup>th</sup> graders decreased at a rate of 62.0%, from 57.6% in 2004 to 21.9% in 2006.
- Past 30 day use of marijuana among 12<sup>th</sup> graders decreased at a rate of 49.9%, from 45.5% in 2002 to 22.8% in 2006.

*Southwest Denver Coalition, Denver*

- Lifetime use of methamphetamines among 12<sup>th</sup> graders decreased at a rate of 20.0%, from 20.0% in 2006 to 16.0% in 2007.
- Lifetime use of inhalants among 12<sup>th</sup> graders decreased at a rate of 40.0%, from 20.0% in 2006 to 12.0% in 2007.

**Connecticut**

*Old Saybrook Local Prevention Council*

- The number of 11<sup>th</sup> grade students reporting past 30 day use of alcohol decreased at a rate of 31.9%, from 69.0% in 1997 to 47.0% in 2007.
- The number of 12<sup>th</sup> grade students reporting past year use of marijuana decreased at a rate of 39.4%, from 66.0% in 1997 to 40.0% in 2007.
- The number of 10<sup>th</sup> grade students reporting past year use of inhalants decreased at a rate of 68.8%, from 16.0% in 1997 to 5.0% in 2007.

**Florida**

*Countywide Anti-Substance Abuse Efforts Coalition, Bonifay*

- The number of middle school students reporting past 30 day use of meth decreased at a rate of 64.3%, from 1.4% in 2000 to 0.5% in 2006.
- The number of high school students reporting lifetime use of meth decreased at a rate of 62.2%, from 11.1% in 2000 to 4.2% in 2006.
- The number of high school students reporting past 30 day use of marijuana decreased at a rate of 11.0%, from 19.1% in 2000 to 17.0% in 2006.
- The number of high school students reporting past 30 day use of meth decreased at a rate of 81.6%, from 4.9% in 2000 to 0.9% in 2006.

*Clay Action Coalition, Middleburg*

- Past 30 day use of marijuana among middle school students decreased at a rate of 16.7%, from 7.8% in 2004 to 6.5% in 2006.
- Past 30 day use of marijuana among high school students decreased at a rate of 18.5%, from 16.2% in 2004 to 13.2% in 2006.

**Georgia**

*Augusta-Richmond County Community Partnership for Children and Families, Inc, Augusta*

- In 2003, 24.0% of tenth graders reported using marijuana in the past year. In 2004, this number decreased at a rate of 20.8% to 19.0% in the 2004 school year.
- In 2003, 7.0% of eighth graders reported smoking marijuana during the past 30 days. In 2004, this number decreased at a rate of 28.6% to 5.0% in the 2004 school year.

**Hawaii**

*Waipahu Community Association*

- The number of 10<sup>th</sup> grade students reporting past 30 day use of alcohol decreased at a rate of 38.7%, from 24.8% in 2003 to 15.2% in 2007.
- The number of 10<sup>th</sup> grade students reporting past 30 day use of marijuana decreased at a rate of 32.1%, from 11.2% in 2003 to 7.6% in 2007.

**Illinois**

*Maine Community Youth Assistance Foundation, Park Ridge*

- The number of 10<sup>th</sup> graders reporting past 30 day use of alcohol decreased at a rate of 15.6%, from 37.9% in 2004 to 32.0% in 2007.
- Among 10<sup>th</sup> graders, the perception of disapproval for alcohol increased at a rate of 20.1%, from 78.3% in 2005 to 94.0% in 2007.
- Among 11<sup>th</sup> graders, the perception of disapproval for alcohol increased at a rate of 22.4%, from 76.0% in 2005 to 93.0% in 2007.

**Indiana**

*Drug-Free Noble County, Albion*

- Past 30 day use of alcohol among students in grades 6-12 decreased at a rate of 29.8%, from 26.5% in 2001 to 18.6% in 2007.
- Past 30 day use of tobacco among students in grades 6-12 decreased at a rate of 47.9%, from 21.9% in 2001 to 11.4% in 2007.
- Past 30 day use of marijuana among students in grades 6-12 decreased at a rate of 50.8%, from 12.6% in 2001 to 6.2% in 2007.

**Iowa**

*Grad A Plus, West Burlington*

- Past 30 day use of alcohol among 8<sup>th</sup> graders decreased at a rate of 25.0%, from 20.0% in 1999 to 15.0% in 2005.
- The perception of disapproval for tobacco use among 8<sup>th</sup> graders increased at a rate of 9.9%, from 81.0% in 1999 to 89.0% in 2005.
- The perception of disapproval for alcohol use among 6<sup>th</sup> graders increased at a rate of 6.9%, from 58.0% in 1999 to 62.0% in 2005.

*Project Radical, Reinbeck*

- The number of 8th grade students reporting past 30 day use of alcohol decreased at a rate of 40.7%, from 27.0% in 1998 to 16.0% in 2003.
- The number of 9th grade students reporting past 30 day use of alcohol decreased at a rate of 44.1%, from 34.0 in 1998 to 19.0% in 2003.
- The perception of risk associated with alcohol use increased at a rate of 25.0% among 9th graders, from 40.0% in 1998 to 25.0% in 2003.

## Kansas

### *Jackson County Communities That Care Coalition*

1. The number of 10<sup>th</sup> grade students reporting past 30 day use of alcohol decreased at a rate of 16.3%, from 44.7% in 2005 to 37.4% in 2007.
2. The number of 10<sup>th</sup> grade students reporting lifetime use of marijuana decreased at a rate of 33.7%, from 30.9% in 2005 to 20.5% in 2007.
3. The number of 12<sup>th</sup> grade students reporting lifetime use of marijuana decreased at a rate of 27.4%, from 31.0% in 2005 to 22.5% in 2007.

### *Thomas County Coalition, Colby*

- The number of 12<sup>th</sup> graders reporting past 30 day use of marijuana decreased at a rate of 56.5%, from 19.3% in 2003 to 8.4% in 2007.
- The number of 12<sup>th</sup> graders reporting past 30 day use of alcohol decreased at a rate of 44.2% among 12<sup>th</sup> graders, from 60.4% in 2003 to 33.7% in 2007.
- The number of 10<sup>th</sup> graders reporting past 30 day use of alcohol decreased at a rate of 24.3%, from 53.1% in 2003 to 40.2% in 2007.

## Kentucky

### *Calloway County Alliance for Substance Abuse Prevention, Murray*

- The number of eighth grade students reporting past 30 day use of marijuana decreased at a rate of 28.6%, from 7.0% in 2004 to 5.0% in 2006.
- The number of 10<sup>th</sup> grade students reporting past 30 day use of marijuana decreased at a rate of 42.9%, from 21.0% in 2004 to 12.0% in 2006.
- The number of 10<sup>th</sup> grade students reporting past 30 day use of alcohol decreased at a rate of 28.9%, from 38.0% in 2004 to 27.0% in 2006.

### *Corbin Community Coalition, Corbin*

- The number of 10<sup>th</sup> grade students reporting past 30 day use of alcohol decreased at a rate of 29.4%, from 34.0% in 2002 to 24.0% in 2006.
- The number of 10<sup>th</sup> grade students reporting past 30 day use of marijuana decreased at a rate of 70.6%, from 17.0% in 2002 to 5.0% in 2006.
- The number of 10<sup>th</sup> grade students reporting past 30 day use of cocaine decreased at a rate of 80.0%, from 5.0% in 2002 to 1.0% in 2006.

### *PATH Coalition, Bardstown*

- The number of 10<sup>th</sup> grade students reporting past 30 day use of marijuana decreased at a rate of 29.4%, from 17.0% in 2003 to 12.0% in 2006.
- The number of 12<sup>th</sup> grade students reporting past 30 day use of alcohol decreased at a rate of 8.9%, from 56.0% in 2003 to 51.0% in 2006.
- The perception of disapproval associated with drinking alcohol increased at a rate of 13.4% among 12<sup>th</sup> graders, from 67.0% in 2003 to 76.0% in 2006.

## Louisiana

### *Coalition for a Better Tomorrow, Hammond*

- The number of 8<sup>th</sup> grade students reporting past 30 day use of marijuana decreased at a rate of 52.8%, from 10.8% in 2001 to 5.1% in 2004.
- The number of 10<sup>th</sup> grade students reporting past 30 day use of marijuana decreased at a rate of 35.9%, from 14.5% in 2001 to 9.3% in 2004.
- The number of 12<sup>th</sup> grade students reporting past 30 day use of marijuana decreased at a rate of 22.5%, from 17.8% in 2001 to 13.8% in 2004.

## Maine

### *Community Against Substance Abuse*

- The number of high school students, grades 9-12, reporting lifetime use of marijuana decreased at a rate of 17.5%, from 57.0% in 2000 to 47.0% in 2004.

- The number of middle school students, grades 6-8, reporting lifetime use of alcohol decreased at a rate of 33.3%, from 36.0% in 2002 to 24.0% in 2004.

*Greater Waterville Communities for Children & Youth*

- The number of 8<sup>th</sup> grade students reporting past 30 day use of marijuana decreased at a rate of 47.2%, from 8.9% in 2002 to 4.7% in 2006.
- The number of 10<sup>th</sup> grade students who reported smoking cigarettes in the past 30 days decreased at a rate of 22.5%, from 20.0% in 2002 to 15.5% in 2006.

## **Maryland**

*Harford County Coalition, Bel Air*

- Eighth graders who reported smoking cigarettes in the past 30 days decreased at a rate of 53.7% from 21.6% in 1998 to 10.0% in 2002.
- Tenth graders who reported using marijuana during the past 30 days decreased at a rate of 41.2% from 31.3% in 1998 to 18.4% in 2002.
- Tenth graders reporting past 30 day use of heroin decreased at a rate of 67.6%, from 3.7% in 1998 to 1.2% in 2002.

## **Massachusetts**

*Bold Coalition, Bristol*

- The number of eighth grade students reporting past 30 day use of marijuana decreased at a rate of 21.5%, from 20.0% in 2003 to 15.7% in 2005.
- The number of 8<sup>th</sup> grade students reporting past 30 day use of alcohol decreased at a rate of 26.7%, from 33.0% in 2003 to 24.2% in 2005.
- The number of high school students reporting lifetime use of cocaine decreased at a rate of 30.5%, from 9.5% in 2003 to 6.6% in 2005.

## **Michigan**

*Troy Community Coalition, Troy*

- The number of 8<sup>th</sup> grade students reporting that they had smoked marijuana in their lifetime decreased at a rate of 10.5%, from 38.1% in 2003 to 34.1% in 2006.
- The number of 12<sup>th</sup> grade students reporting that they had smoked marijuana in their lifetime decreased at a rate of 23.1%, from 44.6% in 2003 to 34.3% in 2006.

## **Mississippi**

*Substance Abuse Task Force, Long Beach*

- Past 30 day use of marijuana use among ninth graders decreased at a rate of 33.5%, from 17.3% in 2003 to 11.5% in 2004.
- The perception of peer disapproval for use of marijuana among ninth graders increased at a rate of 40.6%, from 45.6% in 2003 to 64.1% in 2004.

## **Missouri**

*Northland Coalition, Kansas City*

- The number of 8<sup>th</sup> grade students reporting past 30 day use of alcohol decreased at rate of 46.7%, from 35% in 2000 to 18.7% in 2008.
- The number of 10<sup>th</sup> grade students reporting past 30 day use of marijuana decreased at a rate of 42.2%, from 25% in 2000 to 14.4% in 2008.
- The number of 12<sup>th</sup> grade students reporting past 30 day use of marijuana decreased at a rate of 42.3%, from 27% in 2000 to 15.6% in 2008.

## **Montana**

*Helena School District #1*

- The number of 10<sup>th</sup> graders reporting past 30 day use of marijuana decreased at a rate of 38.6%, from 24.9% in 2002 to 15.3% in 2006.
- The number of 12<sup>th</sup> graders reporting past 30 day use of marijuana decreased at a rate of 20.3%, from 29.5% in 2002 to 23.5% in 2006.

*Phillips County Coalition for Healthy Choice, Malta*

- The number of Malta Middle School students (grades 7-8) reporting past 30 day use of alcohol decreased at a rate of 33.3%, from 17.4% in 1999 to 11.6% in 2005.
- The number of Malta Middle School students (grades 7-8) reporting lifetime use of inhalants decreased at a rate of 23.3%, from 12% in 1999 to 9.2% in 2005.
- The number of Malta Middle School students (grades 7-8) reporting lifetime use of methamphetamines decreased at a rate of 62.5%, from 3.2% in 1999 to 1.2% in 2005.

**New Hampshire**

*Belknap County CoRe Coalition, Meredith*

- The number of 9<sup>th</sup> grade students reporting past 30 day use of marijuana decreased at a rate of 65.8%, from 31.0% in 2003 to 10.6% in 2007.
- The number of 9<sup>th</sup> grade students reporting lifetime use of marijuana decreased at a rate of 61.8%, from 51.0% in 2003 to 19.5% in 2007.
- The number of 10<sup>th</sup> grade students reporting lifetime use of marijuana decreased at a rate of 5.8%, from 40.0% in 2003 to 37.7% in 2007.

**New Jersey**

*Cape May County Healthy Community Coalition, Wildwood*

- Sixth through eighth graders who reported using inhalants in their lifetime decreased at a rate of 22.4% from 6.7% in 2001 to 5.2% in 2003.
- Sixth through eighth graders who reported smoking cigarettes in their lifetime decreased at a rate of 17.2% from 26.1% in 2001 to 21.6% in 2003.

**New York**

*Substance Abuse Free Environment (SAFE) Coalition, Glen Cove*

- The number of 8<sup>th</sup> grade students reporting past 30 day use of alcohol decreased at a rate of 45.5%, from 16.7% in 2003 to 9.1% in 2005.
- The perception of risk for using alcohol among 8<sup>th</sup> graders increased at a rate of 10.5%, from 71.6% in 2003 to 79.1% in 2005.
- The number of 10<sup>th</sup> grade students reporting past 30 day use of marijuana decreased at a rate of 24.6%, from 28.5 in 2003 to 21.5% in 2005.
- The number of 10<sup>th</sup> grade students reporting past year use of marijuana decreased at a rate of 22.2%, from 41.4 in 2003 to 32.2% in 2005.

**Ohio**

*Coalition for Drug-Free Greater Cincinnati*

- In 2000, 30% of 7th – 12th graders reported past 30 day use of beer. In 2006, this number decreased at a rate of 33.3% to 20.0%.
- In 2000, 21.0% of 7th – 12th graders reported past 30 day use of cigarettes. In 2006, this number decreased at a rate of 28.6% to 15.0%.
- In 2000, 15.0% of 7th - 12th graders reported using marijuana within the past 30 days. In 2006, this number decreased at a rate of 26.7% to 11.0%.

*Sylvania Community Action Team, Sylvania*

- The number of 10<sup>th</sup> grade students reporting past 30 day use of alcohol decreased at a rate of 38.6%, from 39.1% in 2002 to 24.0% in 2006.
- The number of 10<sup>th</sup> grade students reporting past year use of alcohol decreased at a rate of 24.3%, from 60.1% in 2002 to 45.5% in 2006.
- The number of 10<sup>th</sup> grade students reporting lifetime use of alcohol decreased at a rate of 11.1%, from 60.1% in 2002 to 53.4% in 2006.

## Oklahoma

### *McCurtain County Interlocal Cooperative, Idabel*

- The number of 10<sup>th</sup> grade students reporting past 30 day use of alcohol decreased at a rate of 13.7%, from 36.4% in 2004 to 31.4% in 2006.
- The number of 10<sup>th</sup> grade students reporting past 30 day use of cigarettes decreased at a rate of 43.5%, from 37.5% in 2004 to 21.2% in 2006.

## Oregon

### *Wasco County Prevention Coalition, The Dalles*

- The number of 11<sup>th</sup> grade students reporting past 30-day use of alcohol decreased at a rate of 19.5%, from 41% in 2004 to 33% in 2006.
- The number of 11<sup>th</sup> grade students reporting lifetime use of alcohol decreased at a rate of 9.9%, from 71% in 2004 to 64% in 2006.

## Pennsylvania

### *Norristown Area Communities That Care for Youth, Norristown*

- The number of eighth grade students reporting past 30 day use of alcohol decreased at a rate of 37.0%, from 18.1% in 2001 to 11.4% in 2006.
- The number of eighth grade students reporting past 30 day use of marijuana decreased at a rate of 49.3%, from 7.3% in 2001 to 3.7% in 2006.
- The number of eighth grade students reporting lifetime use of marijuana decreased at a rate of 44.2%, from 21.7% in 2001 to 12.1% in 2006.

## Texas

### *The Georgetown Project, Georgetown*

- The number of eighth grade students reporting past 30 day use of marijuana decreased at a rate of 43.0%, from 10.7% in 1998 to 6.1% in 2006.
- The number of 10<sup>th</sup> grade students reporting past 30 day use of marijuana decreased at a rate of 36.0%, from 18.6% in 1998 to 11.9% in 2006.

### *Karnes County Community Coalition Policy Prevention Board, Karnes*

- The number of 10<sup>th</sup> grade students reporting past 30 day marijuana use decreased at a rate of 39.5%, from 19.5% in 2005 to 11.8% in 2007.
- The number of 11<sup>th</sup> grade students reporting past 30 day marijuana use decreased at a rate of 33.1%, from 17.5% in 2005 to 11.7% in 2007.

### *Partners in Prevention Coalition, Longview*

- The perception of risk among 10<sup>th</sup> graders for drinking alcohol increased at a rate of 7.7%, from 46.5% in 2004 to 50.1% in 2006.
- The perception of disapproval among 12<sup>th</sup> graders for drinking alcohol increased at a rate of 7.0%, from 56.8% in 2004 to 60.8% in 2006.

## Utah

### *Safety Solutions Coalition*

- The number of 12<sup>th</sup> grade students reporting past 30 day use of alcohol decreased at a rate of 22.2%, from 22.5% in 2003 to 17.5% in 2007.
- The number of 12<sup>th</sup> grade students reporting past 30 day use of marijuana decreased at a rate of 49.6%, from 12.5% in 2003 to 6.3% in 2007.

### *Utah Council for Crime Prevention*

- The number of 12<sup>th</sup> grade students reporting lifetime use of alcohol decreased at a rate of 8.5%, from 43.7% in 2003 to 40.0% in 2005.
- The number of 12<sup>th</sup> grade students reporting lifetime use of marijuana decreased at a rate of 10.1%, from 25.9% in 2003 to 23.1% in 2005.

## Vermont

### *Black River Area Community Coalition*

- The number of 8<sup>th</sup> grade students reporting that they had used alcohol one or more times in the past 30 days decreased at a rate of 50.0%, from 42.0% in 2003 to 21.0% in 2005.
- The number of 10<sup>th</sup> grade students reporting they had ever used marijuana decreased at a rate of 20.0%, from 60.0% in 2003 to 48.0% in 2005.

### *Lake Region CAN Coalition, Newport*

- The number of ninth graders reporting lifetime use of marijuana decreased at a rate of 38.0%, from 50.0% in 1999 to 31.0% in 2005.
- The number of 10<sup>th</sup> graders reporting past 30 day use of marijuana decreased at a rate of 21.6%, from 37.0% in 1999 to 29.0% in 2005.

## Virginia

### *Roanoke County Prevention Council*

- Past 30 day use of alcohol among 9-12<sup>th</sup> graders decreased at a rate of 14.0%, from 45.6% in 2002 to 39.2% in 2006.
- Past 30 day use of marijuana among 9-12<sup>th</sup> graders decreased at a rate of 25.6%, from 24.6% in 2002 to 18.3% in 2006.
- Lifetime use of marijuana among 9-12<sup>th</sup> graders decreased at a rate of 19.4%, from 41.3% in 2002 to 33.3% in 2006.
- Lifetime use of cocaine among 9-12<sup>th</sup> graders decreased at a rate of 23.3%, from 12.9% in 2002 to 9.9% in 2006.

### *Safe Community Coalition, McLean*

- The number of 10<sup>th</sup> grade students reporting past 30 day use of alcohol decreased at a rate of 13.3% from 36.0% in 2001 to 31.2% in 2005. Lifetime use of alcohol among 10<sup>th</sup> graders decreased at a rate of 5.7% from 61.3% to 57.8% during the same time period.
- The number of 10<sup>th</sup> grade students reporting 30 day use of marijuana decreased at a rate of 36.1% from 13.3% in 2001 to 8.5% in 2005. Lifetime use of marijuana among 10<sup>th</sup> graders decreased at a rate of 32.0% from 25.7% to 17.0% during the same time period.

## Washington

### *Orcas Island Prevention Partnership, Eastsound*

- The number of 11<sup>th</sup> grade students reporting past 30 day use of alcohol decreased at a rate of 20.0%, from 35.0% in 2004 to 28.0% in 2006.
- The number of 11<sup>th</sup> grade students reporting lifetime use of marijuana decreased at a rate of 22.2%, from 54.0% in 2004 to 42.0% in 2006.

### *Sequim PProTECT Coalition, Sequim*

- The number of 12<sup>th</sup> graders reporting lifetime use of alcohol decreased at a rate of 22.3%, from 84.4% in 2002 to 65.6% in 2006.
- The number of 10<sup>th</sup> graders reporting past 30 day use of marijuana decreased at a rate of 35.6%, from 25.0% in 2002 to 16.1% in 2006.
- The number of 10<sup>th</sup> graders reporting past 30 day use of tobacco decreased at a rate of 51.4%, from 21.2% in 2002 to 10.3% in 2006.

### *Toutle River Ranch, Longview*

- The number of 8<sup>th</sup> grade students reporting past 30 day use of alcohol decreased at a rate of 25.5%, from 20.8% in 2002 to 15.5% in 2006.
- The number of 8<sup>th</sup> grade students reporting lifetime use of marijuana decreased at a rate of 12.9%, from 14.7% in 2002 to 12.8% in 2006.

## **West Virginia**

### *Creating Opportunities for Youth Coalition, Bluefield*

- The percentage of Mercer County ninth graders reporting alcohol usage before age 13 was reduced at a rate of 10.2% from 36.4% in 2002 to 32.7% in 2003.
- The percentage of Mercer County youth (ages 12 to 18) reporting marijuana usage during their lifetime was reduced at a rate of 22.3% from 30.0% in 2002 to 23.3% in 2003.

## **Wisconsin**

### *Together for Jackson County Kids, Black River Falls*

- The number of 9<sup>th</sup> -11<sup>th</sup> graders reporting past 30 day use of alcohol decreased at a rate of 11.0%, from 29.9% in 2003 to 26.6% in 2005.
- The number of 9<sup>th</sup> – 11<sup>th</sup> graders reporting past 30 day use of marijuana decreased at a rate of 22.5%, from 18.2% in 2003 to 14.1% in 2005.
- The number of 9<sup>th</sup> – 11<sup>th</sup> graders reporting past 30 day use of cocaine decreased at a rate of 57.1%, from 7.7% in 2003 to 3.3% in 2005.