

**FY 2010 House Safe and Drug Free Schools and Communities  
Sign on Letter:**

**Signed by 81 Representatives (71 Democrats, 10 Republicans)**

1. Abercrombie, Niel
2. Baldwin, Tammy
3. Bean, Melissa
4. Berkely, Shelly
5. Berman, Howard
6. Bernice Johnson, Eddie
7. Biggert, Judy
8. Blumenauer, Earl
9. Bono Mack, Mary
10. Boozman, John
11. Bordallo, Madeleine
12. Boswell, Leonard
13. Brown, Corrine
14. Burton, Dan
15. Capps, Lois
16. Cardoza, Ben
17. Carnahan, Russ
18. Carney, Christopher
19. Castor, Kathy
20. Christensen, Donna M.
21. Cleaver, Emanuel
22. Cohen, Steve
23. Conyers, John
24. Costa, Jim
25. Cummings, Elijah
26. Davis, Artur
27. Davis, Danny
28. Davis, Geoff
29. DeFazio, Peter
30. Delahunt, William
31. Dingell, John
32. Donnelly, Joe
33. Gonzalez, Charles
34. Graves, Sam
35. Green, Al
36. Grijalva, Raul
37. Hirono, Mazie
38. Hodes, Paul
39. Holden, Tim
40. Holmes Norton, Eleanor
41. Inslee, Jay
42. Jackson Lee, Sheila
43. Johnson, Hank
44. Kildee, Dale
45. Kind, Ron
46. Levin, Sander
47. LoBiondo, Frank
48. Loebsack, David
49. Lynch, Stephen
50. Maloney, Carolyn
51. Matheson, Jim
52. Matsui, Doris
53. McDermott, Jim
54. McGovern, James
55. Mica, John
56. Michaud, Michael
57. Moore, Dennis
58. Oberstar, James
59. Pascrell, Bill
60. Pomeroy, Earl
61. Rahall, Nick
62. Rangel, Charles
63. Reichert, Dave
64. Reyes, Silvestre
65. Ross, Mike
66. Rush, Bobby
67. Sanchez, Linda
68. Schwartz, Allyson
69. Scott, Bobby
70. Scott, David
71. Shuler, Heath
72. Smith, Adam
73. Souder, Mark
74. Stark, Pete
75. Thompson, Mike
76. Towns, Edolphus
77. Velazquez, Nydia
78. Wasserman-Schultz, Debbie
79. Waters, Maxine
80. Waxman, Henry
81. Yarmuth, John



# Congress of the United States

## House of Representatives

Washington, DC 20515

April 2, 2009

The Honorable David Obey  
Chairman  
Subcommittee on Labor, HHS, Education and  
Related Agencies  
Committee on Appropriations  
B 300 Rayburn House Office Building  
Washington, DC 20515

The Honorable Todd Tiahrt  
Ranking Member  
Subcommittee on Labor, HHS, Education and  
Related Agencies  
Committee on Appropriations  
2441 Rayburn House Office Building  
Washington DC 20515

Dear Chairman Obey and Ranking Member Tiahrt:

We are writing to express our strong support for \$346.5 million for the State Grants portion of the Safe and Drug Free Schools and Communities (SDFSC) program. This amount of funding is necessary to effectively serve all of America's youth with vital drug and violence prevention programming. This amount reflects the FY 2008 House-passed level and the level appropriated in FY2006 and FY2007.

As you are aware, SDFSC is the federal government's primary initiative to prevent drug use in and around schools. It is currently used by 97% of the nation's school districts and serves more than 37 million youth per year.

During his recent address to the Joint Session of Congress, President Obama set an ambitious goal of ensuring that the United States has the highest proportion of college graduates by the year 2020. Without a specific focus on drug prevention, this goal will be unattainable. Research has established a clear link between the academic achievement of our nation's children and the prevention of substance use in schools. The 2002 National Household Survey on Drug Abuse Report entitled *Marijuana Among Youths* substantiated the connection between substance abuse and academic performance, noting that youths with an average grade of D or below were more than four times as likely to have used marijuana in the past year as youths with an average grade of A.<sup>1</sup> Additionally, a recent study by the University of Washington found that students who use alcohol or other drugs are up to five times more likely to drop out of school.<sup>2</sup>

The SDFSC program is the backbone of youth drug prevention and intervention efforts. It provides all of America's youth with vital substance abuse and violence education, prevention and intervention programming, and is clearly making a difference. Trends from the recent *Monitoring the Future (MTF) Survey* show that overall drug use by youth has declined by 25% over the past seven years (2001 – 2008).

---

<sup>1</sup> Office of Applied Studies, Substance Abuse and Mental Health Services Administration (SAMHSA). *SAMHSA's National Household Survey on Drug Abuse Report—Marijuana Use among Youths*. July 19, 2002. Available at [www.samhsa.gov/oas/nhsda.htm](http://www.samhsa.gov/oas/nhsda.htm).

<sup>2</sup> Lane, J., Gerstein, D., Huang, L., & Wright, D., (1998) *Risk and protective factors for adolescent drug use: Findings from the 1997 National Household Survey on Drug Abuse*. [Online]. Available at [www.samhsa.gov/hhsurvey/hhsurvey.html](http://www.samhsa.gov/hhsurvey/hhsurvey.html); Bray, J.W., Zarkin, G.A., Ringwalt, C., & Qi, J. (2000). "The relationship between marijuana initiation and dropping out of high school." *Health Economics*, 9(1), 9–18.

Funds from the SDFSC program are being used effectively and can demonstrate measurable results. States have exercised due diligence and collected the data and information on their programs. Among such data are the following examples:

- New York – Reported a **30.3% decrease** in the number of high school students reporting past 30 day marijuana use, down from 26.7% in 2002 to 18.6% in 2007.
- Kansas – Reported a **32.0% decrease** in past 30 day use of marijuana among 10<sup>th</sup> graders, down from 19.4% in 1999 to 13.2% in 2006.


States throughout the country are achieving similar results. We have attached an information sheet that further demonstrates the effectiveness of these programs nationwide.


Drug prevention is a critical component to ensuring the academic success of our youth. If the challenges in students' learning environments, particularly substance use, are not addressed, then President Obama's goal of ensuring that the U.S. has the highest proportion of college graduates by 2020 will not be realized. Prevention efforts are showing concrete results. Now is the time to capitalize on these results and make sure that substance use rates continue to decline by fully funding the State Grants portion of the SDFSC program. Given the inverse correlation between funding drug prevention programs and youth drug use – when funding wanes, youth drug use surges as it did in the mid- to late-1990s – the importance of prevention programs cannot be stressed enough.


For most children, schools serve as one of the only sources of information about the harms of drug use. The costs associated with drug, alcohol and tobacco abuse adds 10 percent—or \$41 billion—to already-strained school budgets and has a devastating impact on the educational performance of students. We ask that you support the FY 2008 House-passed funding level of \$346.5 million for the State Grants portion of the SDFSC program for FY 2010.


Thank you for your consideration and please do not hesitate to contact us if you have any questions.


Sincerely,


  
Sander Levin  
Member of Congress

  
Mark Souder  
Member of Congress

  
Emanuel Cleaver, II  
Member of Congress

  
Judy Biggett  
Member of Congress

  
Jim McDermott  
Member of Congress

  
Geoff Davis  
Member of Congress

*Lois Capps*

Lois Capps  
Member of Congress

*Hank Johnson*

Henry "Hank" Johnson, Jr.  
Member of Congress

*Robert "Bobby" Scott*

Robert "Bobby" Scott  
Member of Congress

*David Loeb sack*

David Loeb sack  
Member of Congress

*Linda J. Sánchez*

Linda Sánchez  
Member of Congress

*Dennis Cardoza*  
Dennis Cardoza  
Member of Congress

*Jim Costa*

Jim Costa  
Member of Congress

*Paul Hodes*

Paul Hodes  
Member of Congress

*Ron Kind*

Ron Kind  
Member of Congress

*Sam Graves*

Sam Graves  
Member of Congress

*Leonard Boswell*

Leonard Boswell  
Member of Congress

*Raúl M. Grijalva*

Raúl Grijalva  
Member of Congress

*Earl Pomeroy*

Earl Pomeroy  
Member of Congress

*Neil Abercrombie*


Neil Abercrombie  
Member of Congress

*Donna Christensen*

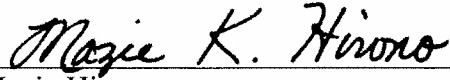
Donna Christensen  
Member of Congress

*Eddie Bernice Johnson*


Eddie Bernice Johnson  
Member of Congress



John Boozman  
Member of Congress




Mazie Hirono  
Member of Congress




Joe Donnelly  
Member of Congress




Russ Carnahan  
Member of Congress




Michael Michaud  
Member of Congress




Dennis Moore  
Member of Congress




Mary Bond Mack  
Member of Congress




Artur Davis  
Member of Congress




Stephen Lynch  
Member of Congress



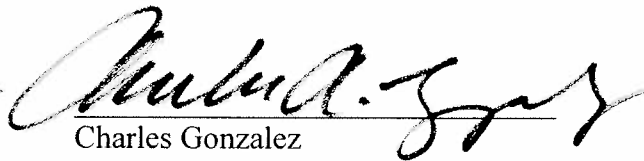
David Scott  
Member of Congress



Mike Thompson  
Member of Congress




Fortney "Pete" Stark  
Member of Congress



Charles Gonzalez  
Member of Congress



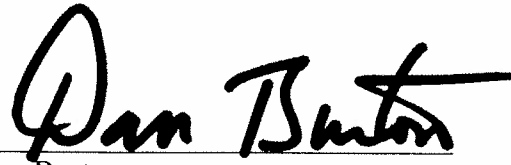
Kathy Castor  
Member of Congress




Allyson Schwartz  
Member of Congress




Nick Rahall, II  
Member of Congress




Dan Burton  
Member of Congress



John Mica  
Member of Congress




John Dingell  
Member of Congress



Carolyn Maloney  
Member of Congress




Corrine Brown  
Member of Congress




Charles Rangel  
Member of Congress



James Oberstar  
Member of Congress



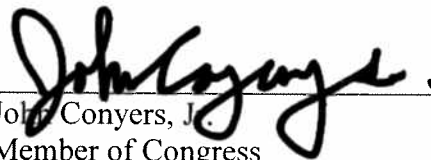
Adam Smith  
Member of Congress




Bobby Rush  
Member of Congress



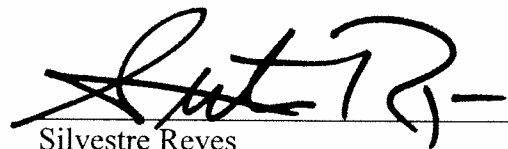
Tim Holden  
Member of Congress




John Conyers, Jr.  
Member of Congress



Frank LoBiondo  
Member of Congress



Silvestre Reyes  
Member of Congress




Jim Matheson  
Member of Congress



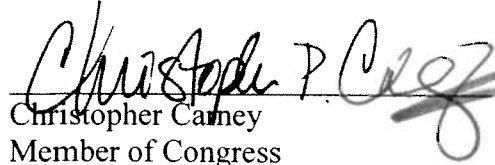
Mike Ross  
Member of Congress



Jay Inslee  
Member of Congress




Shelley Berkley  
Member of Congress




Christopher Carney  
Member of Congress




Heath Shuler  
Member of Congress



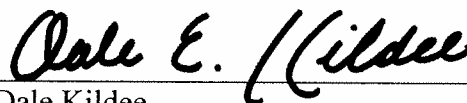
Melissa Bean  
Member of Congress



John Yarmuth  
Member of Congress



James McGovern  
Member of Congress




Dale Kildee  
Member of Congress




Peter DeFazio  
Member of Congress




Eleanor Holmes Norton  
Member of Congress



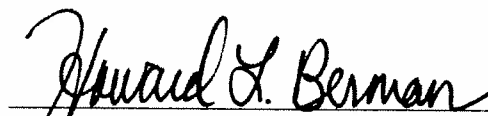
Danny Davis  
Member of Congress



Sheila Jackson Lee  
Member of Congress




Henry Waxman  
Member of Congress



Howard Berman  
Member of Congress



Elijah Cummings  
Member of Congress



Earl Blumenauer  
Member of Congress

Tammy Baldwin

Tammy Baldwin  
Member of Congress

Bill Delahunt

William Delahunt  
Member of Congress

Bill Pascrell Jr

Bill Pascrell, Jr.  
Member of Congress

Nydia M. Velázquez

Nydia Velázquez  
Member of Congress

Jonas O. Matsui

Madelina J. Bordallo

Al Green

Elon

Debbie Wasserman Schultz

Melanie Waters

D. Beincos

Steve Cohen

\_\_\_\_\_

\_\_\_\_\_

\_\_\_\_\_

\_\_\_\_\_

\_\_\_\_\_

\_\_\_\_\_

**State Grants Portion of the Safe and Drug Free Schools and Communities Program:  
Successes Throughout the Country**

- Alabama – Reported a 27.4% decrease in the number of 10<sup>th</sup> grade students reporting past 30 day use of alcohol, from 26.6% in 2005 to 19.3% in 2006.
- Alaska - Reported a 36.6% decrease in the percentage of 9-12<sup>th</sup> grade students reporting past 30 day marijuana use, from 27.9% in 1995 to 17.7% in 2007.
- Arizona – Reported a 23.3% decrease in the lifetime use of marijuana among 8<sup>th</sup> graders from 2002 to 2004. Among 10<sup>th</sup> and 12<sup>th</sup> grades lifetime marijuana use went down by 12% and 10% respectively.
- California - Reported a 19.3% decrease in past 30 day use of marijuana among 11th graders, from 23.8% in 2000 to 19.2% in 2006.
- Delaware - Reported a 20% decrease in the number of 11<sup>th</sup> grade students reporting past 30 day use of marijuana, from 27.5% in 2001 to 22.0% in 2007.
- Florida – Reported a 25.8% decrease in the number of students in grades 6-12 reporting past 30 day use of any illicit drug (other than marijuana), from 9.3% in 1999 to 6.9% in 2007.
- Georgia – Reported a decrease of 23.4% in past 30 day binge drinking among high school students, from 24.8% in 1993 to 19.0% in 2007.
- Hawaii – Reported that the perception of harm associated with the "occasional use of inhalants" among 12th graders increased at a rate of 58% from 48.5% in 1998 to 76.8% in 2002.
- Illinois – Reported an 18.4% decrease in the number of 10<sup>th</sup> graders reporting lifetime use of marijuana, down from 40.2% in 2000 to 32.8% in 2006.
- Indiana – Reported a decrease of 29.2% in past 30 day marijuana use among 9<sup>th</sup> graders, from 16.1% in 2001 to 11.4% in 2006.
- Iowa – Reported a 23.1% decrease in the number of Iowa students who had at least one drink in the last 30 days, from 26% in 1999 to 20% in 2005.
- Kansas – Reported a 32.0% decrease in past 30 day use of marijuana among 10<sup>th</sup> graders, from 19.4% in 1999 to 13.2% in 2006.
- Kentucky – Reported a 26.6% decrease in the number of high school students reporting past 30 day marijuana use, down from 28.6% in 1997 to 21.1% in 2003.
- Maine – Reported a 19.6% decrease in the number of 10th grade students reporting lifetime marijuana use, down from 43.3% in 2000 to 34.8% in 2006.
- Maryland – Reported a 30.4% decrease in past 30 day marijuana use among 10th graders, down from 22.4% in 1996 to 15.6% in 2004.

- Massachusetts – Reported an 18.3% decrease in the number of students in grades nine through 12 who reported lifetime marijuana use, down from 50.4% in 2001 to 41.2% in 2007.
- Michigan – Reported a 33.3% decrease in the number of students in grades 9-12 reporting past 30 day marijuana use, from 28.2% in 1997 to 18.8% in 2005.
- Minnesota – Reported a 41.4% decrease in the number of 9<sup>th</sup> grade students reporting past year use of alcohol, from 63.8% in 1992 to 37.4% in 2007.
- Mississippi – Reported a 58.2% decrease in the number of 6<sup>th</sup> grade students reporting past 30 day use of liquor, from 7.9% in 2002 to 3.3% in 2006.
- Montana – Reported a 65.9% decrease in lifetime methamphetamine use among 9<sup>th</sup> -12<sup>th</sup> grade students, down from 13.5% in 1995 to 4.6% in 2007.
- Nevada – Reported a 46.2% decrease in lifetime use of methamphetamine among 9<sup>th</sup> - 12<sup>th</sup> grade students from 11.7 in 2005 to 6.3 in 2007.
- New Hampshire – Reported an increase of 9.7% in the perception of harm associated with using marijuana among 11<sup>th</sup> graders, from 62.6% in 2003 to 68.7% in 2005.
- New Jersey – Reported a 36.8% decrease in the number of 9<sup>th</sup> – 12<sup>th</sup> grade students reporting past 30 day use of alcohol, down from 57.0% in 2002 to 36.0% in 2005.
- New Mexico – Reported that the number of high school students reporting past 30 day use of methamphetamines decreased at a rate of 37%, from 7.3% in 2003 to 4.6% in 2005.
- New York – Reported a 30.3% decrease in the number of high school students reporting past 30 day marijuana use, down from 26.7% in 2002 to 18.6% in 2007.
- North Carolina – Reported a 29.9% decrease in the number of students that had their first drink of alcohol, other than a few sips, before the age of 13 from 30.4 % in 1993 to 21.3% in 2005.
- North Dakota – Reported a 30.8% decrease in the number of 7<sup>th</sup> and 8<sup>th</sup> grade students who drank alcohol before age eleven, down from 14.3% in 2003 to 9.9% in 2007.
- Ohio - Reported that the percentage of youth in grades six through eight who reported using illegal drugs at least once during the past year decreased by 21%, from 14.9% in 1998-99 school year to 11.7% in 2002.
- Oklahoma – Reported that the number of 6<sup>th</sup>, 8<sup>th</sup>, 10<sup>th</sup> and 12<sup>th</sup> graders who have used marijuana in the past 30 days decreased at a rate of 18.8%, from 9.6% in 2004 to 7.8% in 2006.
- Oregon – Reported a 20.5% decrease in the number of eleventh grade students reporting past 30 day use of marijuana, from 23.4% in 2003 to 18.6% in 2007.

- Pennsylvania – The number of 10<sup>th</sup> grade students reporting past 30 day use of marijuana decreased at a rate of 29.4%, from 17.0% in 2001 to 12.0% in 2005.
- South Dakota – Reported that the number of students in grades 9-12 reporting that they had 5 or more drinks of alcohol in a row, within a couple of hours, on 1 or more of the past 30 days decreased at a rate of 24.8%, from 45.2% in 1997 to 34% in 2005.
- Utah – Reported that the number of 7<sup>th</sup> through 12<sup>th</sup> graders who reported using alcohol in the last 30 days decreased at a rate of 51.4%, from 24.5% in 1984 to 11.9% in 2005.
- Vermont – Reported a 50.0% decrease in past 30 day use of meth among 11<sup>th</sup> graders, down from 8.0% in 2003 to 4.0% in 2007.
- Virginia – Reported a 35.1% decrease in the number of 12<sup>th</sup> graders who reported smoking cigarettes in the last 30 days from 37% in 2000 to 24% in 2005.
- Washington – Reported that among 8<sup>th</sup> graders, past 30 day use of marijuana decreased at a rate of 23.3%, from 12% in 2000 to 9.2% in 2004.
- Wisconsin – Reported a 35.1% decrease in the number of 9<sup>th</sup> -12<sup>th</sup> grade students reporting drinking alcohol before the age of 13, down from 37.0% in 1993 to 24.0% in 2007.